

2009

TRAINING STATISTICS FOR THE FOOD/MEAT SECTORS

Trevor Lange
CMM General Manufacturing



Statistics for FDF03 Food Processing Training Package

FDF03 Food Processing Training Package Delivery

Qualification Code and Title	2009						
	Enrolments			SCH's			
	FFS	GF	Total	FFS	GF	Total	
1	FDF30103 - Certificate III in Food Processing	677	589 (T=387)	1,266	163,555	154,917	318,472
2	FDF20103 - Certificate II in Food Processing	105	923 (T= 242)	1,028	12,749	185,791	198,531
3	FDF30603 - Certificate III in Food Processing (Retail Baking – Bread)	28	688 (A= 651)	716	13,541	158, 602	172,143
4	FDF30703 - Certificate III in Food Processing (Retail Baking – Combined)	35	299 (A=251)	334	11,040	95,745	106,785
5	FDF30403 - Certificate III in Food Processing (Wine)	10	243 (T=33)	253	4,490	55,779	60, 269
6	FDF10103 - Certificate I in Food Processing	199	167	366	31, 820	19,810	51,630
7	FDF30903 - Certificate III in Food Processing (Sales)	0	130	130	0	38,192	38,192
8	FDF30203 - Certificate III in Pharmaceutical Manufacturing	52	28	80	31,980	2,420	34,400
9	FDF30503 -Certificate III in Food Processing (Retail Baking – Cake and Pastry)	7	144 (A=132)	151	700	32,995	33,695
10	FDF20403 - Certificate II in Food Processing (Wine)	55	16 (T=2)	71	11,310	998	12,300
11	FDF40103 - Certificate IV in Food Processing	14	17 (T=1)	31	2,800	4,064	6,864
12	FDF30303 - Certificate III in Food Processing (Plant Baking)	0	12 (T=12)	12	0	5,130	5,130
13	FDF10803 - Certificate I in Food Processing (Retail Baking)	12	7	19	250	1,470	1,720
14	FDF20903 - Certificate II in Food Processing (Sales)	0	11	11	0	1,399	1,399
15	FDF10403 - Certificate I in Food Processing (Wine)	0	5	5	0	420	420

FFS = Fee for Service

GF = Government Funded

T= Traineeships

A= Apprenticeships

Statistics for FDF03 Food Processing Training Package

FDF03 Food Processing Training Package **No Delivery**

FDF10303 - Certificate I in Food Processing (Plant Baking)

FDF10903 – Certificate I in Food Processing (Sales)

FDF10203 - Certificate I in Pharmaceutical Manufacturing

FDF20303 - Certificate II in Food Processing (Plant Baking)

FDF20203 - Certificate II in Pharmaceutical Manufacturing

FDF40207 - Certificate IV in Pharmaceutical Manufacturing

FDF41007 - Certificate IV in Food Processing (Food Safety Auditing)

FDF50103 - Diploma of Food Processing

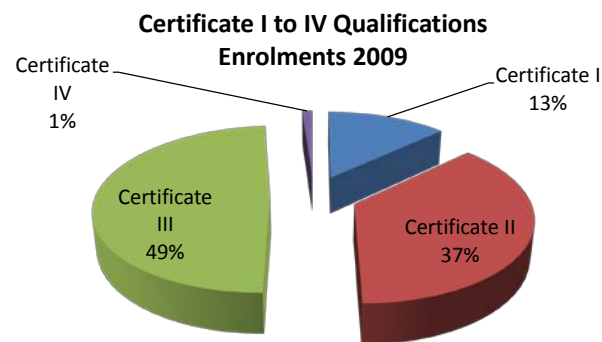
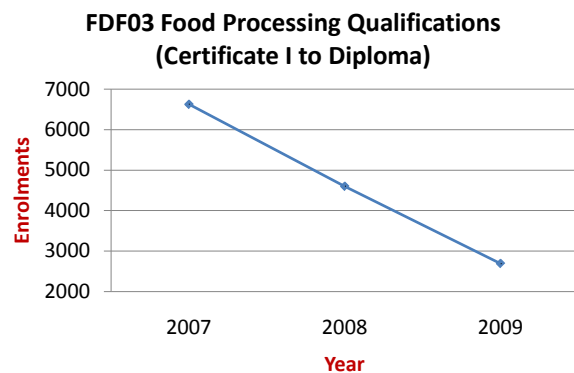
FDF50207 - Diploma of Pharmaceutical Manufacturing

FDF51007 - Diploma of Food Processing (Food Safety Auditing)

Statistics for FDF03 Food Processing Training Package

Food Processing Qualifications Year by Year Delivery

	Enrolments		
	2007	2008	2009
FDF10103 - Certificate I in Food Processing	3,097	1,370	366
FDF20103 - Certificate II in Food Processing	1,970	2,037	1,028
FDF30103 - Certificate III in Food Processing	1,557	1,179	1,366
FDF40103 - Certificate IV in Food Processing	4	13	31
FDF50103 - Diploma of Food Processing	0	1	0
Totals	6,628	4,600	2,691



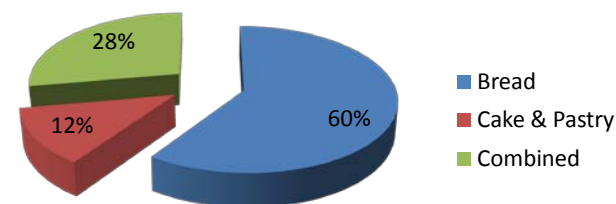
Statistics for FDF03 Food Processing Training Package

Retail Baking Qualifications Year by Year Delivery

	Enrolments		
	2007	2008	2009
FDF10803 - Certificate I in Food Processing (Retail Baking)	51	56	19
FDF30503 - Certificate III in Food Processing (Retail Baking – Cake and Pastry)	167	161	151
FDF30603 - Certificate III in Food Processing (Retail Baking – Bread)	673	801	716
FDF30703 - Certificate III in Food Processing (Retail Baking – Combined)	314	359	334
Totals	1,205	1,377	1,200



Certificate III Retail Baking Qualifications Enrolments 2009



Statistics for FDF03 Food Processing Training Package

Pharmaceutical Manufacturing Year by Year Delivery

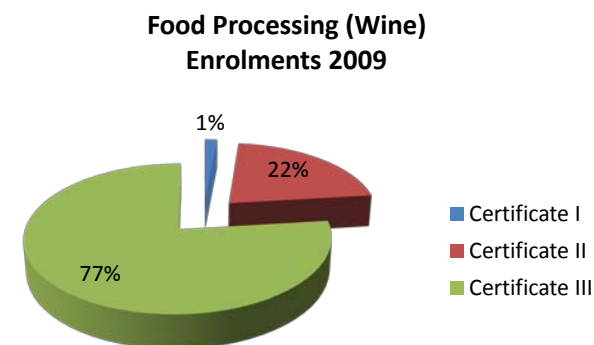
	Enrolments		
	2007	2008	2009
FDF10203 - Certificate I in Pharmaceutical Manufacturing	0	0	0
FDF20203 - Certificate II in Pharmaceutical Manufacturing	0	0	0
FDF30203 - Certificate III in Pharmaceutical Manufacturing	16	40	80
FDF40207 - Certificate IV in Pharmaceutical Manufacturing	0	0	0
FDF50207 - Diploma of Pharmaceutical Manufacturing	0	0	0



Statistics for FDF03 Food Processing Training Package

Wine Sector Qualifications Year by Year Delivery

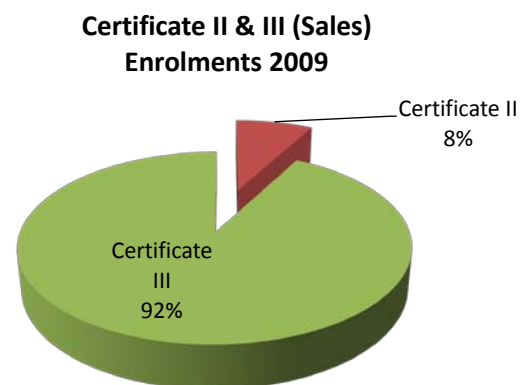
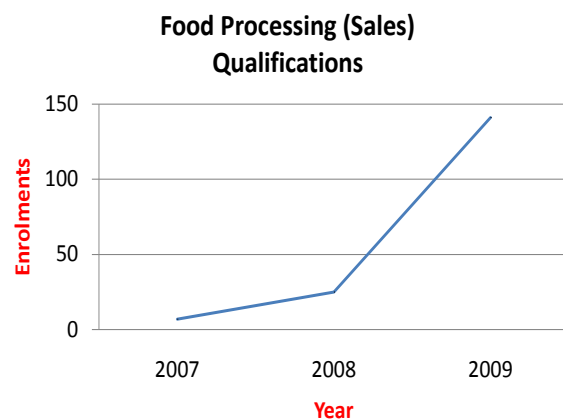
	Enrolments		
	2007	2008	2009
FDF10403 - Certificate I in Food Processing (Wine)	27	0	0
FDF20403 - Certificate II in Food Processing (Wine)	218	266	71
FDF30403 - Certificate III in Food Processing (Wine)	349	330	253
Totals	594	596	329



Statistics for FDF03 Food Processing Training Package

Food Processing Sales Qualifications Year by Year Delivery

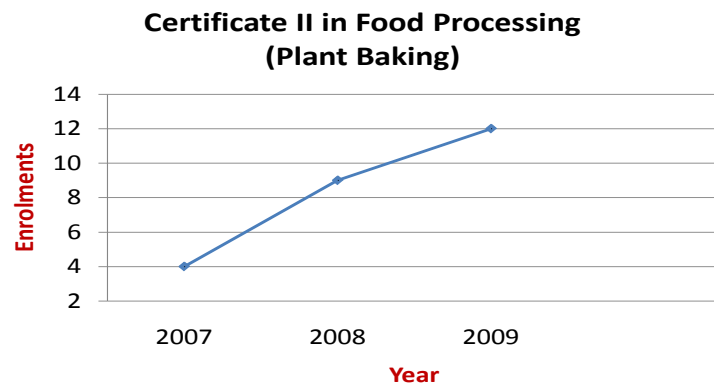
	Enrolments		
	2007	2008	2009
FDF10903 – Certificate I in Food Processing (Sales)	0	0	0
FDF20903 - Certificate II in Food Processing (Sales)	4	9	11
FDF30903 - Certificate III in Food Processing (Sales)	3	16	130
Totals	7	25	141



Statistics for FDF03 Food Processing Training Package

Plant Baking Qualifications Year by Year Delivery

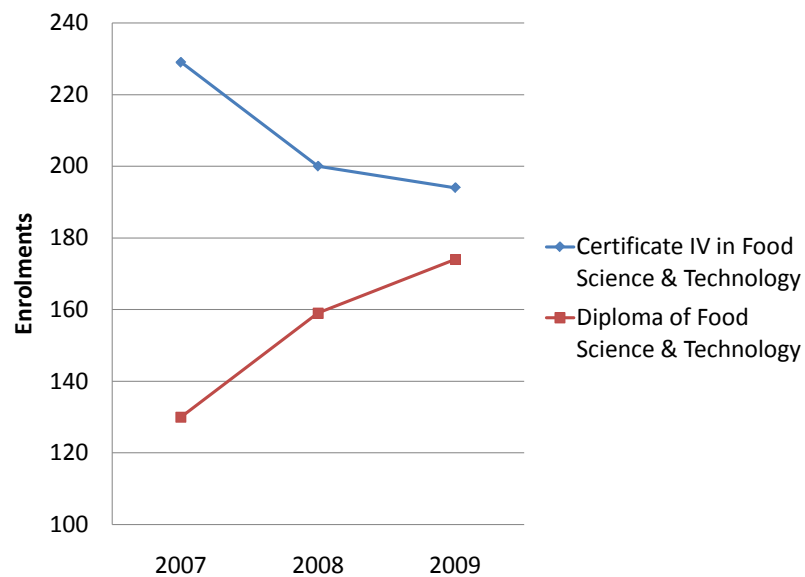
	Enrolments		
	2007	2008	2009
FDF10303 - Certificate I in Food Processing (Plant Baking)	0	0	0
FDF20303 - Certificate II in Food Processing (Plant Baking)	0	0	0
FDF30303 - Certificate III in Food Processing (Plant Baking)	4	9	12



Statistics for FDF03 Food Processing Training Package

Food Science and Technology (Curriculum) Year by Year Delivery

	Enrolments		
	2007	2008	2009
21616VIC – Certificate IV in Food Science & Technology	229	200	194
21617VIC – Diploma of Food Science & Technology	130	159	174
Totals	359	359	368



Statistics for MTM00-07 Meat Industry Training Package

MTM00/07 Meat Industry Training Package Delivery

Qualification Code and Title		2009					
		Enrolments			SCH's		
		FFS	GF	Total	FFS	GF	Total
1	MTM20107- Certificate II in Meat Processing (Abattoirs)	209	1840 (T=1,223)	2049	43,650	380,680	424,330
2	MTM30807 - Certificate III in Meat Processing (Meat Retailing)	94	580 (A=578)	674	20,759	167,284	188,043
3	MTM30207 - Certificate III in Meat Processing (Food Services)	77	186 (T=185)	263	11,087	25,629	36,690
4	MTM30507 - Certificate III in Meat Processing (Slaughtering)	64	205 (T=103)	269	11,820	24,776	36,596
5	MTM30107 - Certificate III in Meat Processing (Boning Room)	31	73 (T=49)	104	5,040	18,640	23,680
6	MTM30307 - Certificate III in Meat Processing (Meat Safety)	11	27	38	4,350	10,925	15,275
7	MTM20407- Certificate II in Meat Processing (Food Services)	1	38 (T= 38)	39	120	12,170	12,290
8	MTM40107- Certificate IV in Meat Processing (Leadership)	1	81	82	300	8,500	8,800
9	MTM30700 - Certificate III in Meat Processing (Smallgoods)	28	-	28	8,728	-	8,728
10	MTM20207 - Certificate II in Meat Processing (Smallgoods)	-	38 (T=37)	38	-	7,505	7,505
11	MTM30607 - Certificate III in Meat Processing (General)	17	54 (T=54)	71	3,170	3,490	6,660
12	MTM30407 - Certificate III in Meat Processing (Rendering)	13	3 (T=3)	16	2,124	1,360	3,484
13	MTM40307 - Certificate IV in Meat Processing (Quality Assurance)	-	9 (T=1)	9	-	2,540	2,540
14	MTM40207 - Certificate IV in Meat Processing (Meat Safety)	17	11	28	940	880	1,820
15	MTM40407 - Certificate IV in Meat Processing (General)	1	7	8	300	798	1098
16	MTM20307 - Certificate II in Meat Processing (Meat Retailing)	2	5 (T=5)	7	245	770	1015

Statistics for MTM00-07 Meat Industry Training Package

MTM00/07 Meat Industry Training Package

NO Delivery

MTM10107 - Certificate I in Meat Processing (Smallgoods)

MTM10207 - Certificate I in Meat Processing (Meat Retailing)

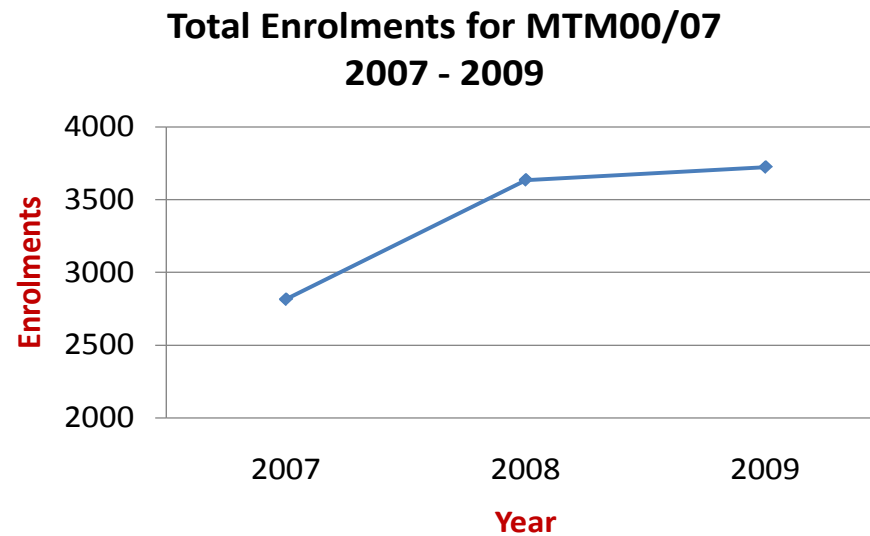
MTM50107 - Diploma of Meat Processing

MTM50207 - Diploma of Meat Processing (Meat Retailing)

MTM60107 - Advanced Diploma of Meat Processing

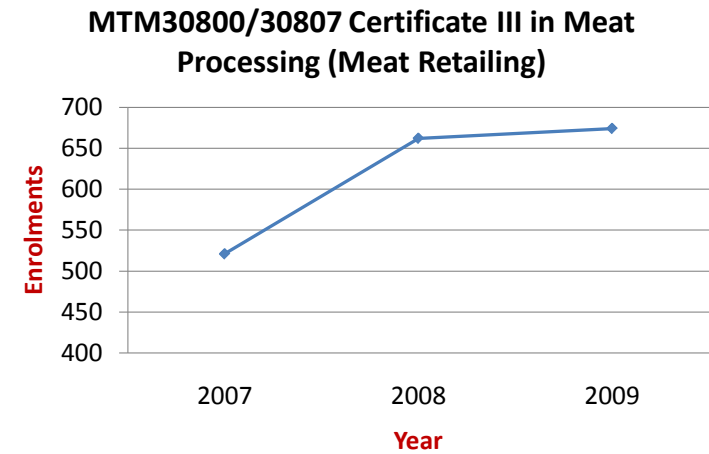
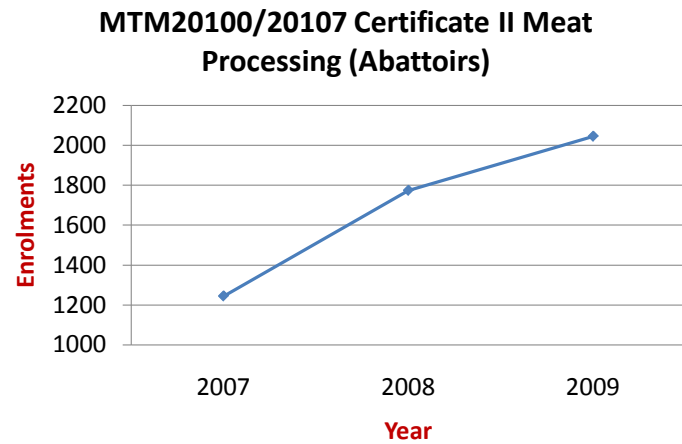
Statistics for MTM00-07 Meat Industry Training Package

Year By Year Enrolments



Statistics for MTM00-07 Meat Industry Training Package

Year By Year Enrolments



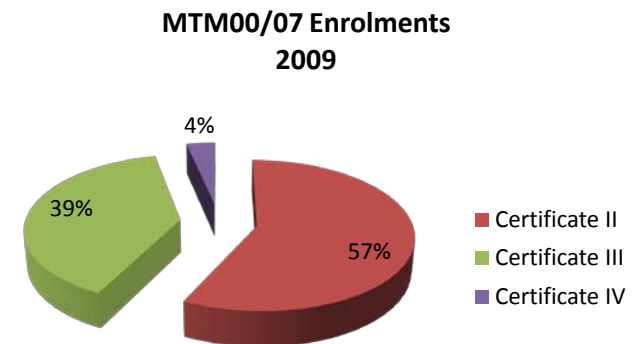
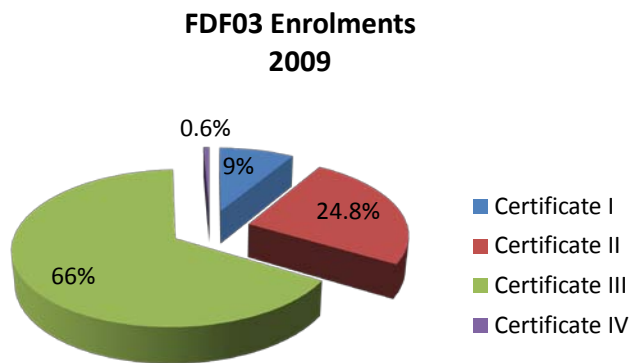
Summary - FDF03 Food Processing/MTM00-07 Meat Industry Training Package Enrolments

Top six most delivered qualifications from FDF03/MTM00/07 Training Packages

		2009	
		Enrolments	SCHs
1	MTM20107- Certificate II in Meat Processing (Abattoirs)	2,049	424,330
2	FDF30103 – Certificate III in Food Processing	1,266	318,472
3	FDF20103 – Certificate II in Food Processing	1,028	198,531
4	MTM30807 - Certificate III in Meat Processing (Meat Retailing)	674	188,043
5	FDF30703 - Certificate III in Food Processing (Retail Baking Bread)	716	172,143
6	FDF30703 - Certificate III in Food Processing (Combined)	334	106,785

Summary - FDF03 Food Processing/MTM00-07 Meat Industry Training Package Enrolments

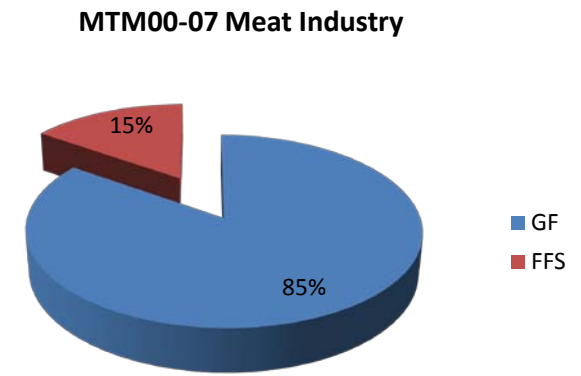
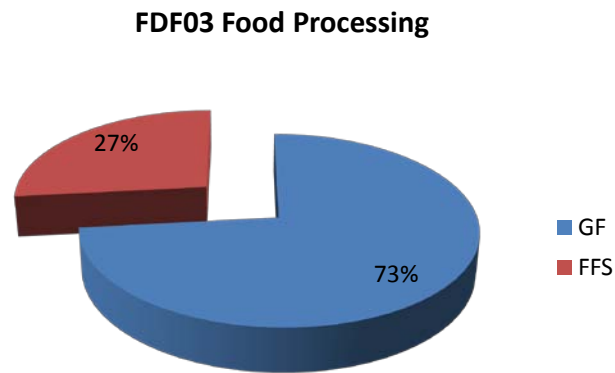
Enrolments by Qualification Level



No enrolments Certificate 1

Summary - FDF03 Food Processing/MTM00-07 Meat Industry Training Package Enrolments

Fees for Service (FFS) versus Government Funded (GF) (2009)



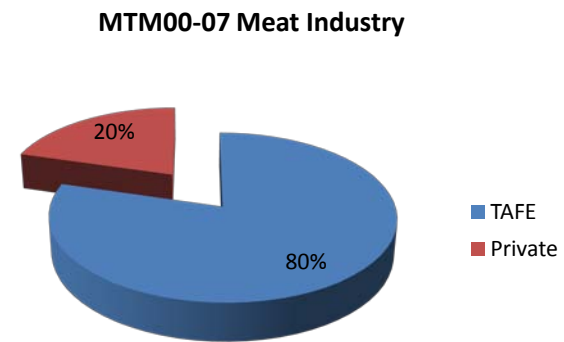
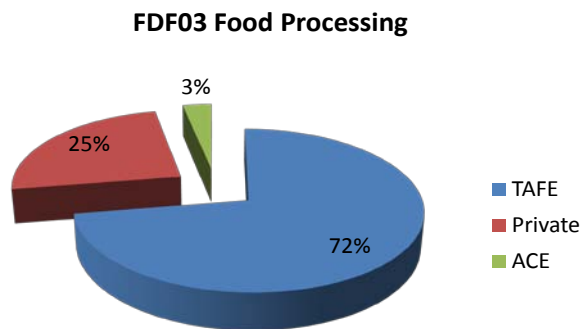
Summary of FDF03 Food Processing/MTM00-07 Meat Industry Training Package Enrolments

Traineeships/Apprenticeships (T/A) Enrolments for Government Funded Places (2009)



Summary - FDF03 Food Processing/MTM00-07 Meat Industry Training Package Enrolments

Enrolment by Provider 2009



No enrolments Adult Community Education (ACE)

Summary - FDF03 Food Processing/MTM00-07 Meat Industry Training Package Enrolments

Enrolments by Age Group (2009)

